
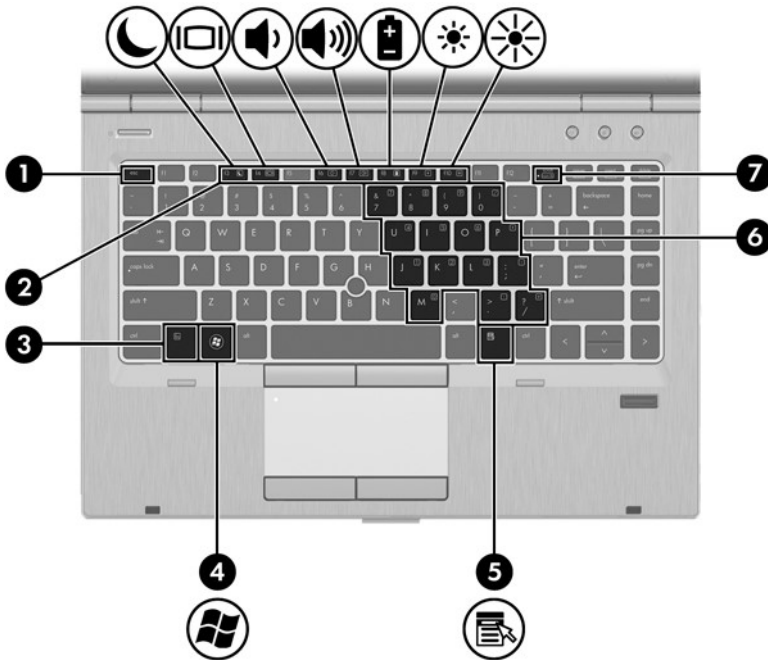




Keys

 **NOTE:** Your computer may look slightly different from the illustration in this section.



Component		Description
(1)	<code>esc</code> key	Displays system information when pressed in combination with the <code>fn</code> key.
(2)	Function keys	Execute frequently used system functions when pressed in combination with the <code>fn</code> key. For more information, see Keyboard and pointing devices on page 24 .
(3)	<code>fn</code> key	Executes frequently used system functions when pressed in combination with a function key, the <code>num lk</code> key, the <code>esc</code> key, or other keys. For more information, see Keyboard and pointing devices on page 24 .
(4)	 Windows logo key	Displays the Windows Start menu.
(5)	 Windows applications key	Displays a shortcut menu for items beneath the cursor.
(6)	Embedded numeric keypad	<p>When the keypad is turned on, it can be used like an external numeric keypad.</p> <p>Each key on the keypad performs the function indicated by the icon in the upper-right corner of the key.</p>
(7)	<code>num lk</code> key	Turns the embedded numeric keypad on and off when pressed in combination with the <code>fn</code> key.